





Fall National Championship


Independence Golf Club, Richmond, VA


	Sat	Sun	Total
Georgia Tech			
Dave Brimanson	80	81	161
David Gricius	86	84	170
Eric Crawshaw	82	87	169
JT Simmons	83	87	170
Nate Gburek	75	74	149
Noah Goodwin	82	74	156
Sara Drozdowski	88	90	178
Vernell Woods	85	95	180
Team Totals	402	400	802


	Sat	Sun	Total
Tennessee			
Andrew Headrick	96	87	183
Jason Pappas	92	80	172
Katy Ferrell	93	91	184
Nick Jones	101	85	186
Sean Shapiro	86	95	181
Stephen Yontz	85		85
Team Totals	452	438	890


	Sat	Sun	Total
UNC-Wilmington			
Alex Harris	71	75	146
Chris Faulkner	77	75	152
Clint Azor	75	76	151
Erik Ehler	73	78	151
Mark Powell	83	87	170
Matthew Faulkner	80	78	158
Patrick Cummings	82	87	169
Tyler McPherson	83	87	170
Team Totals	376	382	758


	Sat	Sun	Total
East Carolina			
Craig Baker	87	88	175
Dan Pierce	88	85	173
Faheem Amod	79	74	153
Jones Brown	77	73	150
Kyle Ray	86	81	167
Zach Boslau	81	83	164
Team Totals	410	396	806


	Sat	Sun	Total
MIT			
Raven Raddy	98	91	189
Bryn Waldwick	97	101	198
Grant Jomassi	93	94	187
Jason Rome	84	86	170
Joe Keith	85	81	166
Nick Swenson	79	82	161
Paulina Mostafa	86	86	172
Spencer Currie	98	92	190
Team Totals	427	426	853


	Sat	Sun	Total
Miami (Ohio)			
Ben VanSwearing	83	84	167
Corey Nelson	85	84	169
Dan McCallum	88	79	167
Elliot Fox	87	86	173
Matt Reed	80	83	163
Ryan Boyer	87	79	166
Zac Frognowski	80	86	166
Zach Weiss	82	89	171
Team Totals	410	409	819


	Sat	Sun	Total
Coastal Carolina			
Bill Berman	78	80	158
Chris Doherty	77	83	160
Daniel Bengtson	77	75	152
Devan Heasley	83	77	160
Evan Degnan	83	75	158
Josh May	78	78	156
Matt Romond	94	85	179
Oddur Jonasson	72	81	153
Team Totals	382	385	767


	Sat	Sun	Total
UNC			
Dustin Thompson	91	76	167
Glenn Heer	111	99	210
John Diachenko	78	92	170
Matt Davis	78	78	156
Paul Shorkey	77	77	154
Taylor Warren	80	78	158
Will Cathey	89	79	168
Team Totals	402	388	790


	Sat	Sun	Total
Wisconsin			
Martin DeZell	78	78	156
Brian Lamp	87	81	168
Erik Botts	83	77	160
Jeff Groose	81	81	162
Kyler Royston	79	75	154
Mike Herrmann	82	76	158
Ryan Schullo	87	80	167
Trevor Vandelac	86	75	161
Team Totals	403	384	787


	Sat	Sun	Total
All Tournament Team			
Alex Harris	71	75	146
Nate Gburek	75	74	149
Sam Banks	74	75	149
Jones Brown	77	73	150
Clint Azor	75	76	151
Erik Ehler	73	78	151
Daniel Bengtson	77	75	152
Chris Faulkner	77	75	152

	Sat	Sun	Total
Delaware			
Bryan Basciani	89	89	178
Dan Orefice	84	85	169
Matt Lombardi	78	79	157
Mike Mendola	87	94	181
Nick Marchesiello	87	85	172
Sam Spuhler	87	83	170
Stuart Fox		85	85
Tim An	90	80	170
Team Totals	423	412	835

	Sat	Sun	Total
Virginia			
Austin Bingham	83	74	157
Chris Policastro	81	73	154
Daniel Bacon	78	79	157
Kevin Isaacs	88	85	173
Mac Jennings	83	81	164
Michael Schuh	85	81	166
Travis Moseley	83	87	170
Zach Scharf	83	82	165
Team Totals	408	388	796

	Sat	Sun	Total
Virginia Tech			
James Lucas	88	89	177
Quinn Boyle	82	76	158
Robert Powell	85	87	172
Ryan Boyland	78	85	163
Sam Banks	74	75	149
Tyler Turney	83	88	171
Team Totals	402	411	813

	Sat	Sun	Total
Boston College			
Jason Saunders	85	84	169
Joe Foley	86	85	171
Matt Kelly	87	76	163
Michael Marcus	87	87	174
Sam Driver	89	93	182
TJ Kinion	83	81	164
Tom Coburn	93	79	172
Tom Faherty	89	82	171
Team Totals	428	402	830

	Sat	Sun	Total
NCCGA			
UNC-W	376	382	758
Coastal Carolina	382	385	767
Wisconsin	403	384	787
UNC	402	388	790
Virginia	408	388	796
Georgia Tech	402	400	802
East Carolina	410	396	806
Virginia Tech	402	411	813
Miami (Ohio)	410	409	819
Boston College	428	402	830
Delaware	423	412	835
MIT	427	426	853
Tennessee	452	438	890